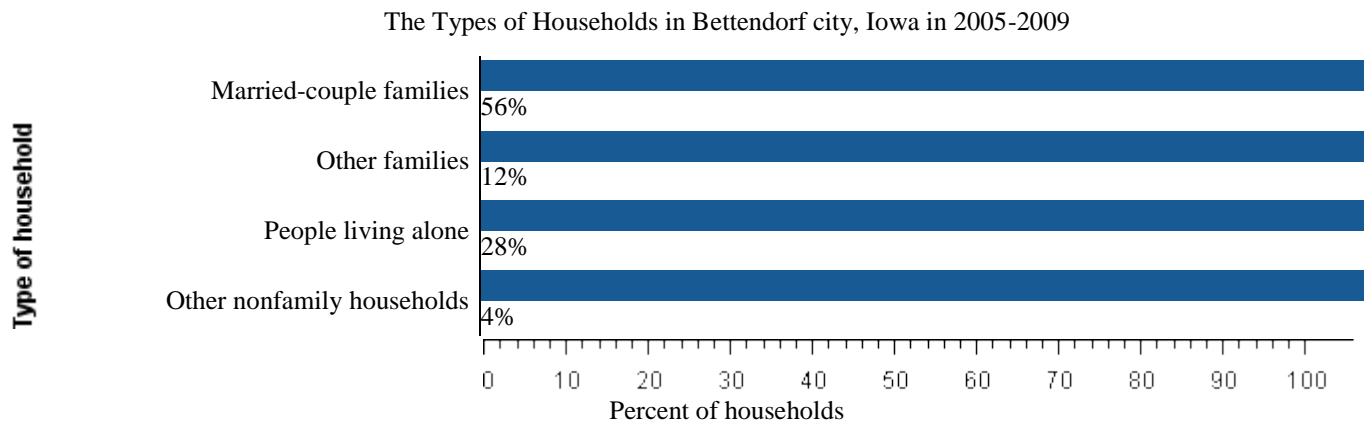


HOUSEHOLDS AND FAMILIES: In 2005-2009 there were 13,000 households in Bettendorf city. The average household size was 2.4 people.

Families made up 68 percent of the households in Bettendorf city. This figure includes both married-couple families (56 percent) and other families (12 percent). Nonfamily households made up 32 percent of all households in Bettendorf city. Most of the nonfamily households were people living alone, but some were composed of people living in households in which no one was related to the householder.

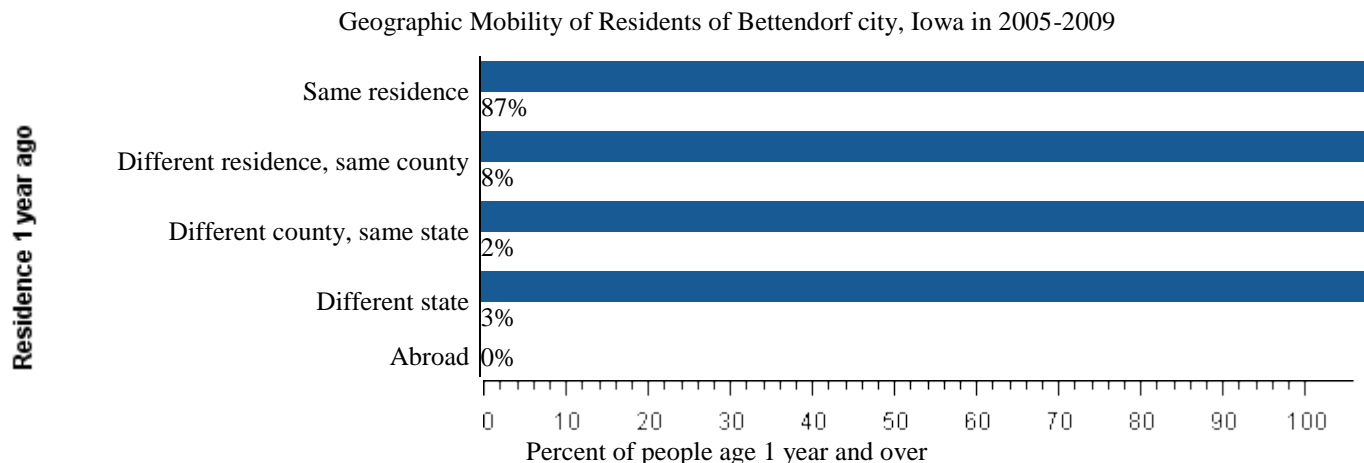


Source: American Community Survey, 2005-2009

NATIVITY AND LANGUAGE: Three percent of the people living in Bettendorf city in 2005-2009 were foreign born. Ninety-seven percent was native, including 57 percent who were born in Iowa.

Among people at least five years old living in Bettendorf city in 2005-2009, 6 percent spoke a language other than English at home. Of those speaking a language other than English at home, 42 percent spoke Spanish and 58 percent spoke some other language; 23 percent reported that they did not speak English "very well."

GEOGRAPHIC MOBILITY: In 2005-2009, 87 percent of the people at least one year old living in Bettendorf city were living in the same residence one year earlier; 8 percent had moved during the past year from another residence in the same county, 2 percent from another county in the same state, 3 percent from another state, and less than 0.5 percent from abroad.

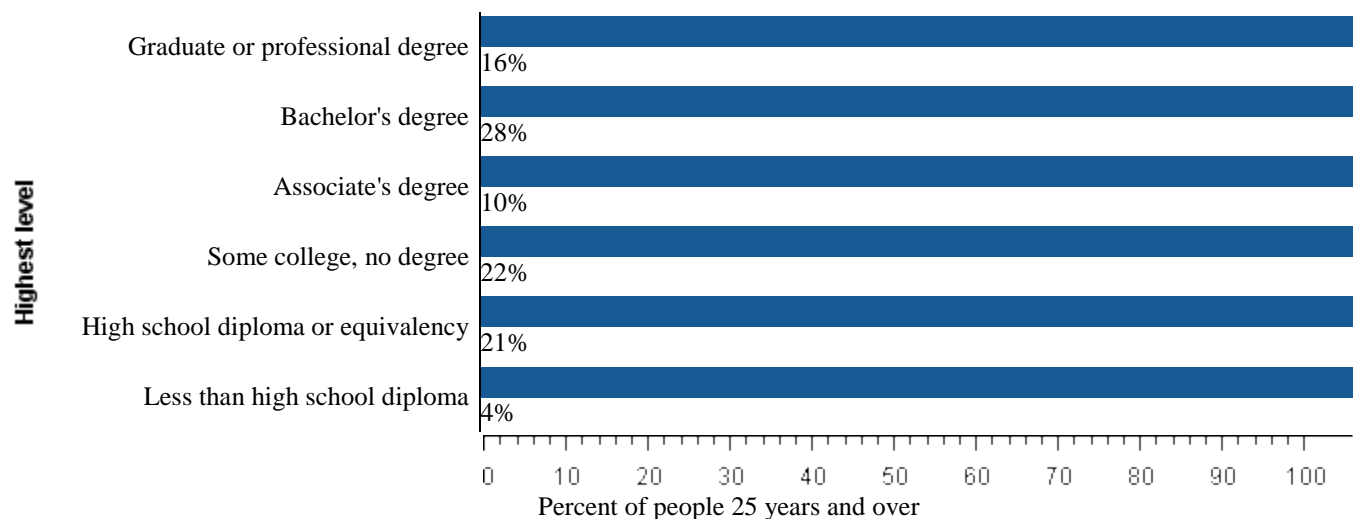


Source: American Community Survey, 2005-2009

EDUCATION: In 2005-2009, 96 percent of people 25 years and over had at least graduated from high school and 44 percent had a bachelor's degree or higher. Four percent were dropouts; they were not enrolled in school and had not graduated from high school.

The total school enrollment in Bettendorf city was 8,800 in 2005-2009. Nursery school and kindergarten enrollment was 1,200 and elementary or high school enrollment was 5,800 children. College or graduate school enrollment was 1,800.

The Educational Attainment of People in Bettendorf city, Iowa in 2005-2009

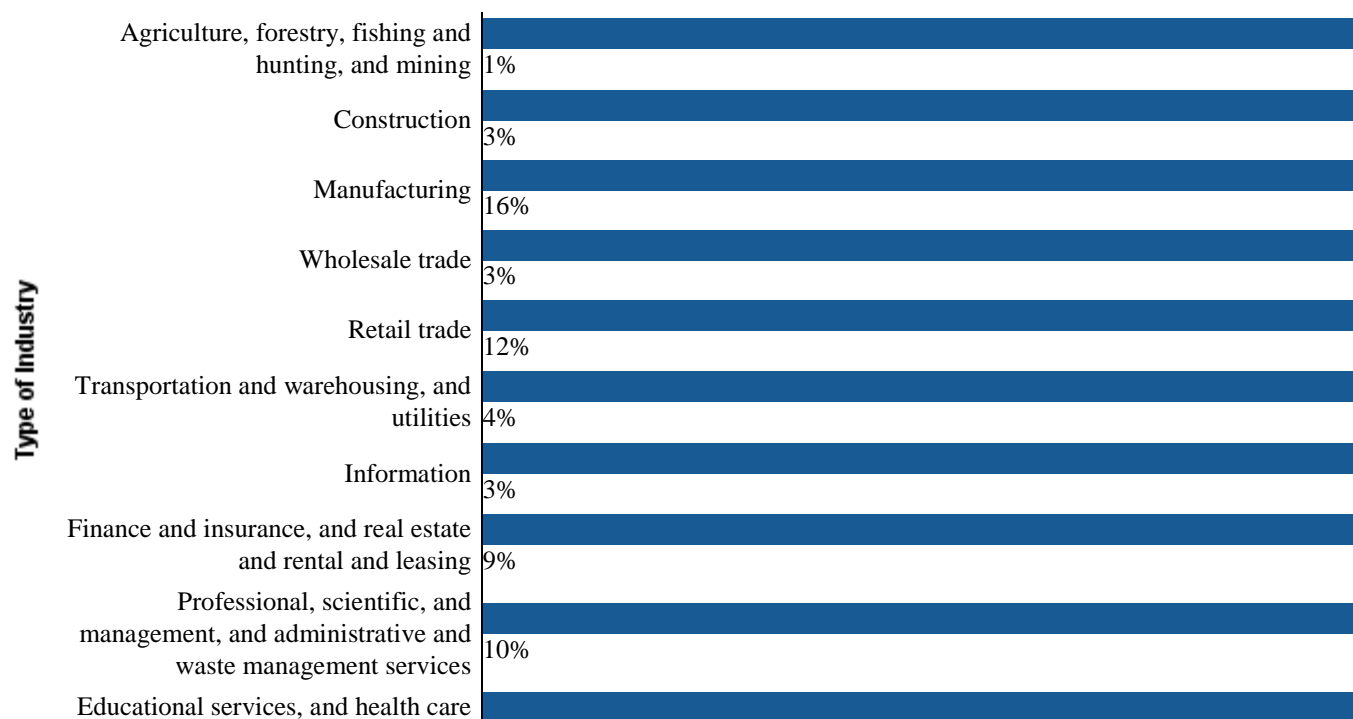


Source: American Community Survey, 2005-2009

DISABILITY: In Bettendorf city, among people at least five years old in 2005-2009, percent reported a disability. The likelihood of having a disability varied by age - from percent of people 5 to 15 years old, to percent of people 16 to 64 years old, and to percent of those 65 and older.

INDUSTRIES: In 2005-2009, for the employed population 16 years and older, the leading industries in Bettendorf city were Educational services, and health care, and social assistance, 22 percent, and Manufacturing, 16 percent.

Employment by Industry in Bettendorf city, Iowa in 2005-2009





Source: American Community Survey, 2005-2009

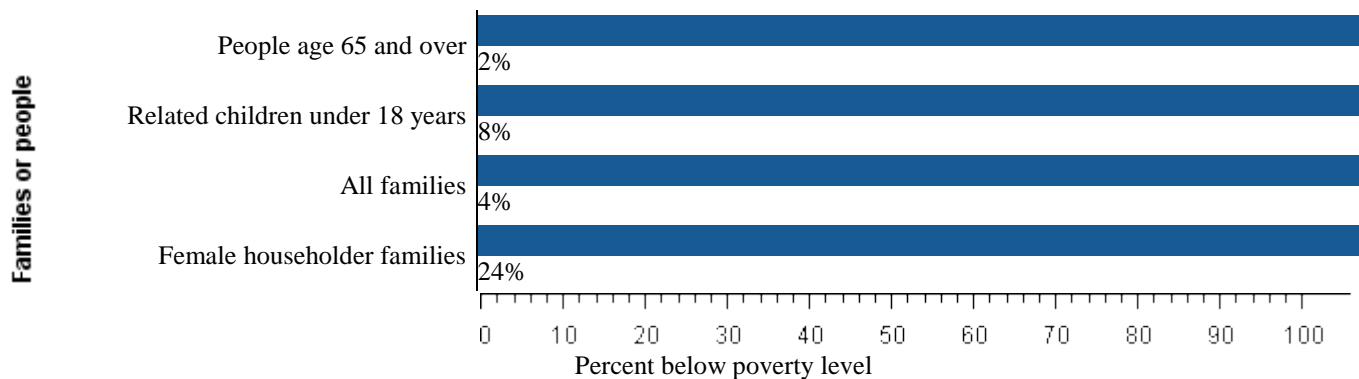
OCCUPATIONS AND TYPE OF EMPLOYER: Among the most common occupations were: Management, professional, and related occupations, 44 percent; Sales and office occupations, 26 percent; Service occupations, 13 percent; Production, transportation, and material moving occupations, 10 percent; and Construction, extraction, maintenance, and repair occupations, 7 percent. Seventy-nine percent of the people employed were Private wage and salary workers; 14 percent was Federal, state, or local government workers; and 7 percent was Self-employed in own not incorporated business workers.

TRAVEL TO WORK: Eighty-eight percent of Bettendorf city workers drove to work alone in 2005-2009, 6 percent carpoolled, 1 percent took public transportation, and 2 percent used other means. The remaining 4 percent worked at home. Among those who commuted to work, it took them on average 16.9 minutes to get to work.

INCOME: The median income of households in Bettendorf city was \$64,456. Eighty-two percent of the households received earnings and 21 percent received retirement income other than Social Security. Twenty-six percent of the households received Social Security. The average income from Social Security was \$16,442. These income sources are not mutually exclusive; that is, some households received income from more than one source.

POVERTY AND PARTICIPATION IN GOVERNMENT PROGRAMS: In 2005-2009, 6 percent of people were in poverty. Eight percent of related children under 18 were below the poverty level, compared with 2 percent of people 65 years old and over. Four percent of all families and 24 percent of families with a female householder and no husband present had incomes below the poverty level.

Poverty Rates in Bettendorf city, Iowa in 2005-2009

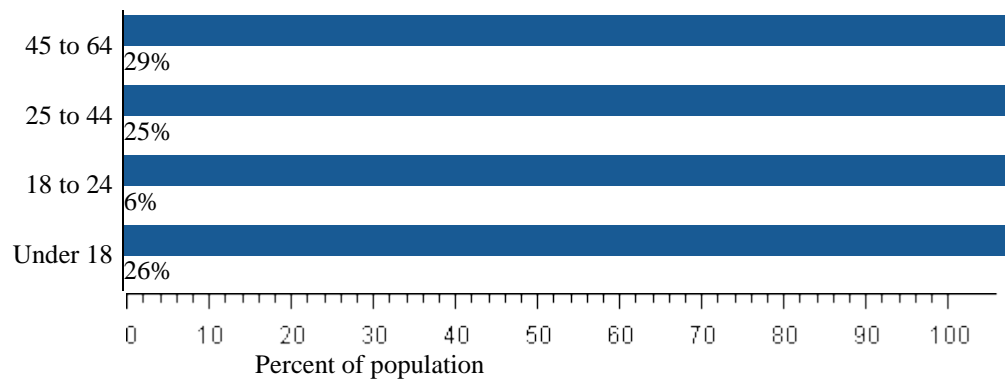


Source: American Community Survey, 2005-2009

POPULATION OF Bettendorf city: In 2005-2009, Bettendorf city had a total population of 32,000 - 16,000 (51 percent) females and 16,000 (49 percent) males. The median age was 39.8 years. Twenty-six percent of the population was under 18 years and 14 percent was 65 years and older.

The Age Distribution of People in Bettendorf city, Iowa in 2005-2009



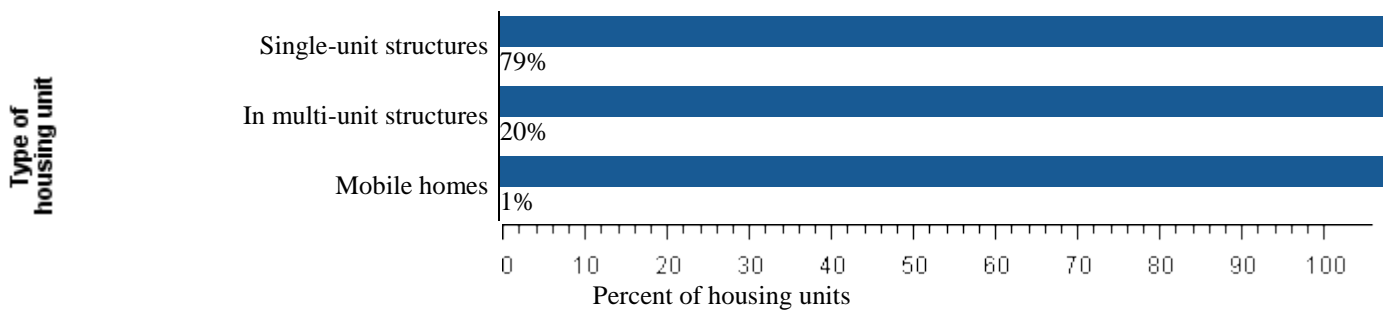


Source: American Community Survey, 2005-2009

For people reporting one race alone, 93 percent was White; 2 percent was Black or African American; less than 0.5 percent was American Indian and Alaska Native; 2 percent was Asian; less than 0.5 percent was Native Hawaiian and Other Pacific Islander, and 1 percent was Some other race. Two percent reported Two or more races. Four percent of the people in Bettendorf city was Hispanic. Ninety-one percent of the people in Bettendorf city was White non-Hispanic. People of Hispanic origin may be of any race.

HOUSING CHARACTERISTICS: In 2005-2009, Bettendorf city had a total of 14,000 housing units, 4 percent of which were vacant. Of the total housing units, 79 percent was in single-unit structures, 20 percent was in multi-unit structures, and 1 percent was mobile homes. Twenty-four percent of the housing units were built since 1990.

The Types of Housing Units in Bettendorf city, Iowa in 2005-2009



Source: American Community Survey, 2005-2009

OCCUPIED HOUSING UNIT CHARACTERISTICS: In 2005-2009, Bettendorf city had 13,000 occupied housing units - 10,000 (78 percent) owner occupied and 3,000 (22 percent) renter occupied. Three percent of the households did not have telephone service and 4 percent of the households did not have access to a car, truck, or van for private use. Multi Vehicle households were not rare. Forty-three percent had two vehicles and another 22 percent had three or more.

HOUSING COSTS: The median monthly housing costs for mortgaged owners was \$1,344, nonmortgaged owners \$432, and renters \$700. Twenty-one percent of owners with mortgages, 8 percent of owners without mortgages, and 39 percent of renters in Bettendorf city spent 30 percent or more of household income on housing.

Occupants with a Housing Cost Burden in Bettendorf city, Iowa in 2005-2009

